

TRANSFER SET

ACCESSORY FOR PERITONEAL DIALYSIS




Use :

Transfer set is intended to use as tubing connector/extension between the peritoneum catheter/titanium adapter and the peritoneal Dialysis solution bag .

Precautions :

- Transfer set to be changed by PD Nurse/Doctor in PD Centre or Hospital.
- Do not use if outer wrapper has any signs of moisture or color is changed.
- Do not use if package has been previously opened or damaged.
- Discard, after use.
- Do not re-sterilize & re-use.

Connecting the Transfer Set to the Titanium Adapter



Instructions for Use:

Procedure:

Wear the face mask and do 6 Steps of hand washing. (Figure 1 to 6)

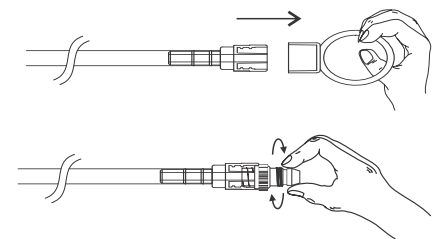
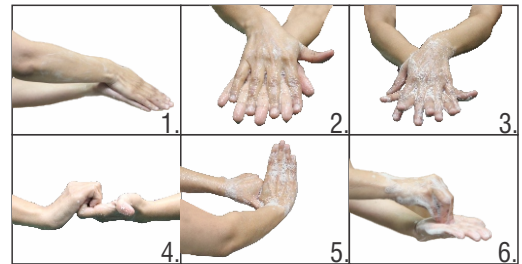
1. Air Dry the Hands Properly.
2. Clean the Table and Required Materials and arrange them on the table.
3. Do the 6 Steps of hand Wash again and Dry the hands thoroughly. (Figure. 1-6)
4. Open the Transfer set Change Kit and the Transfer Set Pouch.
5. Wear the Sterile Gloves.
6. Clean the Catheter and lock the Line of the Catheter using a clamp.
7. Fill the Bowl with Betadine, Remove the Old line which is attached to the Titanium Adapter, Soak the tip of the Titanium Adapter into the Betadine Solution for 3 Minutes.
8. Change the Gloves and dry the Tip of the Titanium Adapter using a Sterile Gauze.
9. Pick the New Transfer Set and connect to the Titanium Adapter tightly by twisting the tips with both the hands. (Figure. 7)
10. Using one hand, Hold the Transfer Set Blue Portion and lift the Transfer set.
11. Using the other hand, Lock the Transfer set by turning the Twist Lock (White Color).
12. Open the Transfer set Cap and observe for the wet sponge Povidine-Iodine swab inside the cap and twist close the end of the Transfer set tightly.
13. Now the Transfer set is ready for exchanges.

Cautions: ⚠

- This device is to be sold by on the prescription of a registered medical practitioner only.
- Do not Expose the tip of the Titanium Adapter and Transfer set in air too long.
- Change the Transfer Set Cap with in 2-3 seconds time.

Items requires to connect transfer set:

- Transfer Set.
- Transfer Set Cap.
- Transfer Set Change Kit (Forcep/Catheter Clamp/ Bowl/Plastic Sheet/Gauze/Surgical Gloves/Tissue Paper/Povidine-Iodine) – All Sterile.
- Disinfectant agent/Isopropyl Alcohol for hand washing.
- Face Mask for PD Nurse & Patient.
- Sterillium (Hand Scrub).
- Clamps.



(Figure. 7)